

**SOON AND VERY SOON
WE ARE GOING TO SEE THE KING**



PATHFINDER WINTER CAMPOREE

Lone Star Camp - Athens, Tx

January 24-26, 2014



SEVENTH-DAY
ADVENTIST
CHURCH

Southwest Region Conference

Dear Leaders:

The Lord our God reigneth, let all the Earth keep silent.

P.O. Box 226289
Dallas, TX 75222-6289
2215 Lanark Avenue
Dallas, TX 75203
Telephone: 214.943.4491
Fax: 214.946.2528

I greet you in the name of our Fearless Leader, Jesus Christ our Lord. I just want to inform you of the exciting ministries the Youth Department of the Southwest Region Conference is planning for 2014. We present the following upcoming youth events:

Winter Camporee	January 24-26	Athens, TX
Just Claim It 4 (JCI4)	February 19-23	Miami, FL
Youth Ministries Training	March 14-16	Athens, TX
Spring Camporee	June 12-15	Athens, TX
Forever Faithful	August 11-16	Oshkosh, WI

These are major events that can be costly and require planning and organization. In today's economy, I know it will be a challenge to attend them all. These events carry major points; therefore, I am requiring each club to attend at least **two** of them in order to receive all the points. I would like to see everyone at them all, but I know that is not always possible.

We are also planning a Youth Congress in San Antonio as an evangelistic thrust prior to General Conference. More information will follow.

Thanks to everyone for your love, loyalty and dedication to our children and to the Pathfinder Ministry. May God bless you and keep you until we meet in glory.

Sincerely,

Rogers Johnson

Pastor Rogers Johnson,
Conference Pathfinder Coordinator

PATHFINDER WINTER CAMPOREE
January 24-26, 2014
Lone Star Camp – Athens, Texas




THEME: Soon & Very Soon, We are Going to See the King

General Requirements:

- ✦ All pathfinders should camp by clubs within your Federation (See Camp Layout). Pathfinders should be a part of a complete unit consisting of eight (8) pathfinders with adult counselor.
- ✦ Each club should be self-sustaining. This means that each club will furnish adequate shelter, food, equipment, and anything else needed for the well-being of the pathfinders.
- ✦ Counselors will assume full responsibility for the pathfinders in their units and will be with them at all times.
- ✦ Counselors and other staff are to lead out in maintaining a consistently safe environment for all Pathfinders and activities.
- ✦ Inspections will be made of unit living areas. Tents and equipment must be arranged in a neat and orderly manner.
- ✦ Each Club must be covered by **accident insurance** (Primary or Secondary insurance) so that each pathfinder and staff member will be protected.
- ✦ Each pathfinder club will be responsible for all transportation to and from and during the Camporee. **All vehicles used must be covered by adequate insurance.**
- ✦ Each adult staff member should be in full uniform. Each club will bring its pathfinder flag and American flag which will be posted at clubs entrance and carried to formal functions and parades as directed. (Support staff is exempt).
- ✦ **ATTENTION:** Pathfinder and staff are to be trained in the basic drill information and proper procedures for raising and lowering the flag. We are more interested in having each pathfinder of every club know how to execute the basic movements than to have a few do fancy drills, even though in its place that is important as well.
- ✦ Buckets and containers for carrying water to your campsites are necessary. There is plenty of water, but the faucets are located at certain points.
- ✦ **Uniform:** The official pathfinder uniform is to be worn for all events requiring uniforms.
- ✦ **Outside disturbances:** No radios, CD players or other electrical musical devices are to be brought to the Camporee, unless the club is going to use it as background music for their part on the program. The director will keep charge of the musical device.
- ✦ Each club must obtain and bring a parental permission slip for each Pathfinder who attends the Camporee.

Map of Camping Area



CC

MS


NCT

OK

SL

VS

ALT



SWR PATHFINDERS

CAMPING CHECKLIST

General Campsite Items

Axe
Bucket
Complete and adequate First-Aid Kit
Ground Cloths
Shovel
Tent
Tent Pegs
Tent Poles
U. S. and Pathfinder Flags

Personal Items

Bible
Canteen
Cup
Dirty Clothes Bag
Extra Batteries and Bulbs
Flashlight
Fork
Gloves
Ground Cloth
Hat/Cap

Insect Repellent
Mess Kit
Notebook
Pack or Duffle Bag
Pajama or night wear
Pathfinder Dress Uniform
Pencil
Pillow (foam or air)
Rain Parka
Sabbath School Lesson
Shoes
Sleeping Bag
Soap
Socks
Spoon
Toothbrush
Toothpaste
Towel
Underwear
Warm Jacket
Washcloth
Whistle

IMPORTANT REMINDERS

⬇ ARE YOU GETTING READY FOR OSHKOSH 2014?

⬇ If anyone in your pathfinder club would like to be a part of the Southwest Region Conference's (SWRC) united Drum Core, they may sign-up during the Winter Camporee. Remember to bring your drum sticks and pads as we begin to practice for Oshkosh 2014. We would like to have a count of who will be participating in the Drum Core before the Camporee begins.

Please email or call Pastor Johnson with a count of those who will participate from your club by January 17, 2014: rogers_j_2000@yahoo.com or 817-235-8157. You may submit the actual SWRC Drum Core registration form while at the Winter Camporee.

⬇ We are also accepting patch design submissions for Winter Camporee. Please send all submissions to nicholls_mc@hotmail.com by December 31, 2013.

As you begin planning for the Camporee, be certain to have covered the following:

Transportation

Food

Lodging

Budgetary Needs

Transportation - Keep the following in mind:

- Only drivers with a known reputation for good driving shall transport pathfinders.
- Vehicles used for transportation of Pathfinders and supplies shall be insured in compliance with local state insurance laws for liability limits.
- The number of riders shall not exceed the seating/seatbelt capacity.
- Open trucks or open pick-ups shall not be used to transport Pathfinders.
- The use of trailers and moving vans are prohibited for use in transporting Pathfinders and staff. When using campers, verbal communication must be available at all times between drivers and all passengers.
- When using motor homes to transport pathfinders, seating capacity shall be adhered to strictly.
- Each vehicle shall have adult supervision (at least 21 years of age.)
- Be sure to take a little extra cash in case of a vehicle breakdown. While traveling, try to stay together as much as possible.
- Each vehicle must carry Parental Permission Slips for the passengers in that vehicle.

Food

- The standard of vegetarian meals shall be adhered to, without exception, when Pathfinder organizations (clubs, units, etc.) are serving meals.
- Operation of gas stoves shall be carried out only by staff or older Pathfinder members
- Stove fuel shall be stored away from heat and flame.
- Plan well-balanced meals. Get together early with the pathfinders to see just how they want to prepare the meals. Remember to give them definite responsibilities to keep them with in the time schedule for meals and camp duties.
- Provide an adequate supply of food for the Pathfinders. Especially make plans to have plenty of liquids to drink during the day to keep them from becoming dehydrated.

Lodging

- A shelter which will adequately protect the Pathfinders and staff from the elements shall be used.
- No shelter shall contain a mixing of the sexes among Pathfinders.

Budgetary Needs

Please note that we will be charging each individual in attendance a basic Camporee fee. This will help cover the cost of Camporee patches and use of camp facilities.

Sample "by person" expenses:

- Transportation _____
- Food Cost @ ____ Meals _____
- Camporee Fee _____
- Total: _____

Cost, of course will vary with your food purchases, method of transportation, and the distance traveled. Some clubs foot a good portion of the fee, if not the entire amount, for all those in attendance. Please keep in mind that God expects us to manage His money accurately and well.

Special Note:

Pathfinder Directors, please set a strong positive example for your Pathfinders by having your camp ready before sundown, ready to welcome in the Sabbath.

During the Sabbath hours guard against wood cutting, rock throwing, knife throwing, certain games, rowdiness, etc. on God's holy day. Strong club leadership will show if your boys and girls are well organized on God's special day.

Sabbath Afternoon: During free time, you may take the pathfinders on a "Nature exploring" walk and let them discover things in nature that tell them more about God and His love. Let the Pathfinder themselves tell stories. Tell some of them before the camping trip to prepare a story. Sabbath is really a special day. Let them be of service to others during this time.

Meetings: We would urge counselors to sit with their units during all general meetings. Please make sure all unit members come to the meetings. Do not allow them to remain behind in their tent area.

Designate the following responsibilities daily from among your Pathfinder members

Sanitation Engineer – to check that the trash is put away properly, to maintain orderliness and cleanliness in camp

Time-Keeper – to remind everybody of the schedule for the day. Time-keepers must hold a copy of the Camp Schedule

Inspector - to inspect the tents and to see to it that they are neat and in order

Instruct the staff to spend less time doing your members' work for them.

Brief your Pathfinders and staff of the Camporee activities.

Encourage everyone to be time-conscious and to adhere to the schedule.

To be precise, organize your members and staff to do certain chores in camp. Larger clubs may designate camp responsibilities by units to be supervised by a Counselor; smaller clubs may form work groups of two to be supervised by a staff member.

Thursday & Friday:

- Who takes care of registering the club?
- Who takes care of pitching tents according to suggested club camping plan?
- Who takes care of cooking, cleaning up, putting away trash?

Sabbath:

- Who takes care of cooking for breakfast, dinner, supper?
- Who takes care of clean-up?
- Who takes care of putting away trash?

Sunday:

- Who takes care of cooking for breakfast, dinner, supper?
- Who takes care of clean-up?
- Who takes care of putting away trash?

Pathfinder Winter Camporee Schedule

FRIDAY

Registration	12:00 p.m.-5:30 p.m.
Opening service.....	6:30 p.m.-8:30 p.m.
Directors Meeting.....	9:00 p.m.-10:00 p.m.

SABBATH

Rise and shine.....	6:00 a.m.
Honors.....	8:30 a.m.-11:00 a.m.
Worship.....	11:15 a.m-12:30 p.m.
Lunch.....	12:35 p.m.-2:00 p.m.
Honors.....	2:15 p.m.-5:00 p.m.
Vespers.....	5:15 p.m.-6:00 p.m.
Supper.....	6:10 p.m.-7:30 p.m.
Evening Games.....	8:00 p.m.-12:00 a.m.
Lights out	

SUNDAY

Rise and shine.....	6:00 a.m.
Honors.....	8:30 a.m.-10:00 a.m.
Closing.....	10:15 a.m.-10:45 a.m.

Safe Travel. See you at JCI4.

Winter Camp 2014 Honors



Backpacking

1. Discuss with your instructor the meaning of the motto: "Take nothing but pictures and leave nothing but footprints."
2. Know the essentials of proper clothing, shoes, and rain gear to use in backpacking.
3. Know the principles in selecting a good quality backpack. In an emergency, what might be used in place of a backpack?
4. Know the essential items to be taken on a backpack trip.
5. What kind of sleeping bag and pad are best for your camping area? Know at least three kinds of each that are available.
6. Know how to pack a backpack properly.
7. What types of food are best for backpacking? Visit a grocery store and list the foods found there that are suitable for backpacking. With your instructor:
 - a. Prepare a menu for a weekend backpacking trip using foods obtained from a grocery store.
 - b. Learn the techniques of measuring, packaging, and labeling backpack foods for your trip.
 - c. Make a trail snack.
 - f. Heat exhaustion
 - g. Snake bite
 - h. Cramps
 - i. Dehydration
8. Know the prevention, symptoms of, and the first aid for:
 - a. Sunburn
 - b. Blisters
 - c. Frostbite
 - d. Hypothermia
 - e. Heat stroke
9. Have a First-aid Kit in your pack and know how to use it.
10. According to your weight, what is the maximum number of pounds you should be allowed to carry?
11. Know three ways to find direction without a compass. Demonstrate at least two.
12. Show the proper way to put on and take off a backpack alone and with a partner.
13. Participate in a weekend backpack trip of at least five miles and cook your own meals.

Skill Level 2



Shrubs

1. Note three characteristics of shrubs that distinguish them from trees and herbs. Why is a grape vine sometimes regarded as a shrub?
2. Name three important wild or cultivated food shrubs of your locality. Name a shrub that produces edible nuts.
3. Name two cultivated shrubs and two wild shrubs of your locality that produce showy flowers. Do most shrubs blossom in the spring, summer, or autumn? Name one shrub whose flowers open before the leaves appear.
4. What parasitic shrub frequently used for indoor decoration grows on the high branches of different kinds of trees?
5. Give an example of a shrub whose leaves in autumn turn from green to brilliant shades of yellow, orange, or red.
6. Observe some shrub which is in bloom and list as many kinds of insects as you can (at least three) which come to its blossoms for pollen or nectar.
7. From what shrubs do birds prefer to eat the fruit or seeds? Name a shrub whose flowers attract birds.
8. In what shrubs do birds prefer to build their nests?
9. Collect, preserve, and correctly identify the flowers, leaves, seeds, seed pods, or twigs with buds of ten wild shrubs.

First Aid, Basic

(Instructor for Skills Required)

1. Know the causes of shock and demonstrate its proper treatment.
2. Know the proper steps for rescue breathing.
3. Know the proper procedures to assist a choking victim.
4. Know the proper procedures to assist a bleeding victim.
5. Know the pressure points and how to correctly apply pressure at those points.
6. Know the proper procedure to assist a victim of poisoning.
7. Demonstrate the proper procedure in splinting various broken bones in the body.
8. Know the proper procedure to assist a first, second, and third degree burn victim.
9. Know the proper procedure to assist a victim of a chemical burn.
10. Know what situations are likely to cause carbon monoxide poisoning and the rescue and treatment techniques for such poisoning.
11. Know the proper procedure for giving assistance to the victim of a head injury.
12. Know the proper procedure for giving aid to a victim of internal injuries.
13. Know the difference between a heart attack, stroke, epilepsy, and simple fainting, and the treatment for each.
14. Know how to prevent infection.
15. What is the proper treatment for a snake bite?
16. What is the proper treatment for animal bites?
17. What is the proper treatment for insect and spider bites?
18. What is the difference between heat exhaustion and heat stroke and what is the treatment for each?
19. What should you do if your clothes catch fire?
20. What are the basic fire prevention principles for the home?
21. What are the basic water safety principles?
22. What are the ways to save a drowning victim without swimming?
23. What are the basic electrical safety principles?
24. How can you prevent food poisoning?

Skill Level 1

First Aid Standard

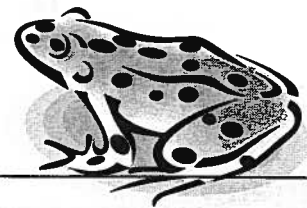
1. Know the basic principles for mouth-to-mouth breathing and the treatment for an obstructed airway.
2. What is the difference between a heart attack and a stroke and the treatment for each?
3. Know the proper procedure for assisting a bleeding victim.
4. Know the pressure points and how to correctly apply pressure at those points.
5. Know the proper method of applying a tourniquet and when to apply one.
6. Know the causes of shock and demonstrate its proper treatment.
7. Know the proper procedure for assisting a victim of poisoning.
8. Know the proper procedure for assisting a burn victim.
9. Know how to properly apply the following bandages:
 - a. Open and closed spiral
 - b. Head Cravat bandage
 - c. Fingertip
 - d. Figure-eight
10. Know how to apply the following splints:
 - a. Upper arm splint
 - b. Forearm splint
 - c. Fingertip
 - d. Cravat bandage to the head
11. Know the proper treatment for the following:
 - a. Head injuries
 - b. Internal injuries
 - c. Gunshot wounds
 - d. Injuries to the eye
 - e. Animal & insect bites
 - f. Fainting & epilepsy
 - g. Effects of heat & cold
12. Know what to do in an electrical emergency.
13. Know how to escape from a fire.
14. Know how to obtain help in an emergency
15. Know the proper procedure to assist a radiation-exposure victim.
16. Know the following rescue carries:
 - a. Drag by shoulder
 - b. Blanket drag
 - c. Two-person carry
 - d. Carry by extremities
 - e. Improvised litter
 - f. Three-person hammock carry
 - g. Litter carry

Skill Level 2

Small Fruit Growing

1. What are the soil requirements for growing bramble berries, strawberries, grapes, and blueberries?
2. Write a one-page report telling how to grow one of the above fruits. Include the following:
 - a. Variety selection
 - b. Soil preparation
 - c. Planting techniques
 - d. Fertilizing
 - e. Pruning (where applicable)
 - f. Watering
 - g. Pest control
 - h. Harvesting
3. Name three varieties of each fruit that will grow well in your area.
4. Prune two blueberry bushes, two grape vines, or a ten-foot row of bramble berries at the proper time in the family garden or for a friend or neighbor.
5. What is a perishable crop?
6. How long can strawberries, bramble berries, blueberries, and grapes be stored?
7. Describe a serious insect or disease pest for each fruit. Include when the problem occurs, damage caused, and chemical or cultural treatments. Use as many pictures or drawings as possible.
8. Take a soil test from a garden and determine which fruits will grow there. Ask for fertilizer recommendations for one of the crops and determine the cost of fertilizer needed for six 100-foot (30.5 meters) rows.

Skill Level 2



Amphibians

1. What are the characteristics of amphibians?
2. Name the two main orders of amphibian and tell how to distinguish between them.
3. Distinguish between toads and frogs.
4. How do amphibians protect themselves?
5. Make a list of amphibians that should be found in your locality. Identify five and tell where you found them. OR collect pictures or sketch five different amphibians which you can identify and tell where they are found.
6. Describe the life history of some amphibians.
7. Explain the economic value of amphibians.
8. Where do toads spend the winter or dry season?
9. Identify two species of frogs by their sound or imitate the sounds of two different species of frogs.
10. How do frogs and toads sing? What makes the noise so loud?
11. Do one of the following:
 - a. Observe a toad in your yard or neighborhood to find out:
 - (1) Where and when it sleeps,
 - (2) When it leaves its home for food,
 - (3) How fast it can travel
 - (4) How far it can jump and as many other interesting things as you can find out about it. Write an essay covering the details requested in the first section of this question.
 - b. Hatch some amphibian eggs and watch them through their growth cycle and write an essay covering the details.


Maple Sugar

1. What part of the world and time of year does the maple sugar industry function and why?
2. Explain how sweet sap is made by the maple tree and how it is stored over the winter.
3. Identify the sugar maple tree by its bark and leaf.
4. How deep into a maple tree does one drill for best results?
5. How long does it take for a healthy maple tree tap's hole to heal?
6. How close to an old tap hole can a new tap hole be made?
7. How many taps can be made on a healthy maple tree without injuring it?
 - a. 10 inch (25.4 cm) diameter tree
 - b. 12 inch (30.5 cm) diameter tree
 - c. 24 inch (61.0 cm) diameter tree
 - d. 36 inch (91.4 cm) diameter tree
8. Tell how maple sugar is made from maple syrup?
9. What is the ideal weather for sap to flow?
10. Does a maple tree crown (limb & leaf area) affect the sap flow and sweetness?
11. On an average, how much sap is needed to produce one gallon of syrup?
12. Taste pure maple syrup or maple sugar.
13. Observe and explain what the following maple sugaring equipment is used for:
 - a. Drill
 - b. Bit
 - c. Spigot
 - d. Bucket
 - e. Bucket cover
 - f. Evaporator



Origami

1. What is origami? Where did it come from? How was it used and developed?
2. Identify the symbols for the following terms:
 - a. Valley fold
 - b. Mountain fold
 - c. Cut
 - d. Existing crease
 - e. Hold here
 - g. In front
 - h. Behind
 - i. Tuck in, open out, or apply force
 - j. Fold over and over
 - k. Turn model over
3. Demonstrate folding the following folds:
 - a. Reverse fold
 - b. Squash fold
 - c. Petal fold
 - d. Book fold
 - e. Preliminary fold
 - f. Blintz fold
4. Demonstrate folding the following bases:
 - a. Bird base
 - b. Waterbomb base
 - c. Frog base
5. Do three of the following models:
 - a. House
 - b. Lotus blossom
 - c. Cicada
 - d. Housefly
 - e. Butterfly
6. Choose three of the following models to fold or select similar models from Origami books:
 - a. Jumping frog
 - b. Carrier Pigeon
 - c. Sailboat
 - d. Hen
 - e. Leaf
 - f. Walking dog
 - g. Duck
7. Fold one model of your choice from memory from requirement 5 or 6.
8. Illustrate a Bible story using several Origami models.



The Pathfinder Camping Code

1. I will camp only where camping is allowed.
2. I will keep my campsite clean at all times and leave the site cleaner than I found it.
3. I will never leave my camp fire unattended and when I leave I will be sure it is entirely out.
4. I will never use my knife or axe to cut, mar, or scar live trees.
5. I will never pick wild flowers without permission.
6. I will never cut trails while hiking.
7. I will never pollute a lake or stream.
8. I will always respect the privacy of other campers.
9. I will always be polite and courteous.
10. I will respect all signs, authority, rules and private property.
11. I will always conduct myself as a Pathfinder and a Christian.
12. I will always leave a camp site knowing I am welcome to return

Pathfinder's Signature: _____

Southwest Region Conference
Winter Pathfinder Camporee
Lone Star Camp – Athens, Texas
January 24-26, 2014



GENERAL REGISTRATION FORM

(Please print)

Pathfinder Club Name: _____

Federation (circle one): ARK-LA-TEX, CAPITAL CITIES, FIVE STATES, OKLAHOMA
MOUNTAIN STATES, NORTH CENTRAL TEXAS, SOUTH LOUISIANA

Please list the first and last names of attending pathfinders and staff.

Males

Females

1.	1.
2.	2.
3.	3.
4.	4.
5.	5.
6.	6.
7.	7.
8.	8.
9.	9.
10.	10.
11.	11.
12.	12.
13.	13.
14.	14.
15.	15.


You may enter names on the back of this sheet if needed.

Registration Fee is \$15.00 per person

**Make your church's check or money order payable to: SWRC Pathfinder Federation
Bring your completed registration forms and funds with you to Lone Star Camp for
on-site registration.**

SWRC DRUM CORE REGISTRATION

(Please Print)



Name: _____

Address: _____

Club Name: _____

Phone: _____

E-mail: _____

Name: _____

Address: _____

Club Name: _____

Phone: _____

E-mail: _____

Name: _____

Address: _____

Club Name: _____

Phone: _____

E-mail: _____

Name: _____

Address: _____

Club Name: _____

Phone: _____

E-mail: _____